



InfoLine

The OLI-NATURA magazine by Oli Lacke

Wood crafts & industry



Infoline Edition 2017/2018

**OLI-NATURA Oils & Waxes**

for furniture, stairs, parquet and wooden floors 04 - 11

**OLI-NATURA Care & Clean**

for furniture, stairs, parquet and wooden floors 12 - 13

**OLI-NATURA Outdoor Oil & Cleaner**

for yacht decks, terraces and garden furniture 14 - 15

**OLI-NATURA Industrial Oils**for machine processing in the furniture,
stairs and parquet industry 22 - 27**Reports**

PERFECT IMPERFECTION 16 - 17

WATERPROOF PARQUET 18 - 19

BOARDS THAT MAKE A ROOM 20 - 21

ABOUT US

Oli Lacke GmbH is a future-oriented German company that develops, produces and sells ecological high-quality lacquers, stains, oils and waxes for the professional sector. The core competences of our company are modern lacquers for the entire range of craftsman-made and semi-industrial wooden interiors. The OLI-NATURA Oils & Waxes Trademark was launched in 1997. Today, the NATURA section is producing a full range of natural oils and waxes for crafted woodwork as well as for the industrial sector. With these strong brands for surface protection, Oli offers a full range of products for the professional trade, craftsman and the industrial sector.

CONTACT

Oli Lacke GmbH
Bahnhofstraße 22
09244 Lichtenau
Germany

Fon: 49 (0) 37208 / 84-0
Fax: 49 (0) 37208 / 84-382
E-Mail: info@oli-lacke.de
Web: www.oli-lacke.de





OLI-NATURA Oils & Waxes

OLI-NATURA is our label for natural oils and waxes, which are highly valued by reputable manufacturers for the treatment of furniture and floorboards, in addition to the wood crafts industry. Only raw materials which are non-toxic and harmless to health are used, such as fine linseed oil or carnauba wax, which are refined in a complex process. Many crucial steps in the process are executed „per manum,“ therefore OLI-NATURA can also adorn themselves with the title MANUFACTORY.

FOR a clean future, the development of environmentally-friendly surface protection products for the treatment of wood is of particular importance. We pursue this goal with oxidative drying „OLI-NATURA Oils & Waxes“, which aid environmental and climate protection, and the health and wellbeing of people through their material properties. The products are based on renewable raw materials with a high content of vegetable oils and waxes. All „OLI-NATURA Oils & Waxes“ bearing the abbreviation „HS“ as part of their name, have a high solid content of almost 100%. Where a solvent content is required for the application, only high purity medical-grade Isopar is used, which is colloquially referred to as surgical spirit.

NATURALLY VERSATILE

„OLI-NATURA Oils & Waxes“ are used for the treatment of furniture, stairs and floorboards on almost all types of wood by hand or with machine. They create very durable and easy to clean surfaces which feature excellent resistance to household chemicals and liquids. They also allow the wood to breathe, which positively affects the indoor climate. When it comes to speed, the high-solid oils & waxes can be processed with the OLI-NATURA Hardener additive. The surface treated in this way is completely hardened within one day.

NATURAL BEAUTY COMES FROM THE INSIDE

The „OLI-NATURA Oils & Waxes“ protect the wood from the inside and invite you to examine and touch it with its appearance and smooth feel. The transparent oil gives the wood a natural and colour-enhancing appearance, the pores remain open, and the grain stands out beautifully. The coloured oils bring the natural colour out of the wood. Their pigments retain the form and structure of the wood, and therefore lend the desired colour to

the surface. The colour palette ranges from black through various shades of grey to polar white. In addition, the coloured oils can be mixed together, so the users can also create their own colours.

HANDMADE

All „OLI-NATURA Oils & Waxes“ are developed and manufactured by us. Many crucial steps are carried out „by hand.“ Our aim is to incorporate the essential characteristic, „Made in Germany“, in our products. In order to keep this promise of quality, each product is examined in our in-house research and development department with regard to these quality standards before it reaches the customer. It is a matter of course that „OLI-NATURA Oils & Waxes“ contain neither biocidal active substances nor preservatives, and are produced without cobalt-containing compounds or oximes. Once hardened, the material is safe for humans, animals and plants. All „OLI-NATURA Oils & Waxes“ comply with the standards DIN EN 71-3 (safety of toys) and DIN 53160 (resistance to perspiration and saliva). At the same time, our floor oils are approved by the German Institute for Building Technology (DIBt) as construction products.

FOR THE LOVE OF WOOD

In order that „OLI-NATURA Oils & Waxes“ impregnated furniture, flooring or stairs are sure to last and give pleasure for many years, they need a little attention. You will need to take just a few maintenance measures to keep the surface in a fine condition permanently. Oil treated wood should be constantly refreshed with „OLI-NATURA Wood Care Oil“, while hard wax oil treated surfaces should be refreshed with „OLI-NATURA Wood Care Wax“. Regular wiping with „OLI-NATURA Wood Soap“ ensures rapid cleanliness and moisturises the surfaces.



NATURALLY ALLERGY FRIENDLY!

THE «OLI-NATURA hard-wax oil» from Oli Lacke is the first oil/wax combination on the market to receive the ECARF seal. This quality seal distinguishes the oil as a respiratory allergy-friendly product. In addition, it significantly improves the room climate thanks to its permeability properties.

Allergies make life difficult. More and more, people are looking for allergy-friendly and natural products. The «OLI-NATURA hard-wax oil» for wood interiors is the first hard wax oil on the market to have been awarded the quality-tested ECARF seal. This demonstrates its high allergy-friendliness for respiratory allergies. Oli Lacke GmbH produces the oil from modified vegetable oils and waxes such as soybean oil and refined carnauba wax, de-aromatised hydrocarbons, and lead-free and cobalt-free dry materials. This means the use of potentially allergenic substances such as preservatives, formaldehyde, aromatics, biocides, cobalt salts, and oximes can be avoided.

Application study

The ECARF quality seal is awarded to products that contain no or critical ingredients only under strict thresholds and have shown in a scientific application study that they are tolerated by people with respiratory allergies. Awarding the ECARF quality seal for allergy-friendly products is subject to fulfilling strict criteria. The manufacturers must disclose all raw materials and recipes in order to be certified. In a subsequent clinical trial, the product must be compatible with use by people with asthma. If a person does not experience a deterioration of their physical condition within a defined period of time, the product is considered

to be compatible with people with sensitive respiratory tracts.

Breathable

The «OLI-NATURA hard-wax oil» is an oxidative drying oil/wax combination. This means that in combination with air oxygen it dries to form an open-pore and breathable surface film. Due to the permeability property, the treated wood can absorb moisture from the room air and release it into the air if necessary. This improves the room climate noticeably and increases the well-being of people. At the same time, the hardened material is resistant to saliva and sweat and safe for humans, animals, and plants.

User-friendly

«OLI-NATURA hard-wax oil» is extremely light and versatile to work with. It protects almost all types of wood in the interior – whether it's furniture, stairs or hallway, whether oak, pine or beech. It can be easily applied with a brush, roller, or spray gun in one or two work steps depending on the application. Even with a single application, the material achieves good wood saturation and an even surface, which has a slightly shinier effect without polishing. The wood has a noticeably natural, matte surface due to the careful padding in the wet phase. The hard-wax oil is deeply massaged into the wood. «OLI-NATURA hard-wax oil» is impressive in the stain resistance test with excellent resistance to household chemicals and liquids. In addition, the hard-wax-treated surface can be easily reworked, in contrast to painted surfaces. The area concerned can be partially sanded and oiled. The result subtly emphasises the natural wood colour and gives the surface a silky feel.



OLI-NATURA Hartwachsöl (Hard Wax Oil)

Hard Wax Oil for basic treatment of floors, stairs, doors and furniture surfaces made of wood, cork and OSB board. For interior in colourless.

- Combination of oil and wax with a solid content of 60%
- Preserves the wood from the inside, forming an open-pored, breathable film
- Exceptional protection - extremely stain resistant, water and dirt repellent, non-slip, easy to maintain and easy to repair,
- Lends a beautiful look and feel to the wood - only discreetly emphasises the natural colour of the wood
- Particularly uniform creation of gloss - with or without to buff
- Easy-to-use formula - makes it very easy to roll, brush, and spray
- Efficient: 1-2 coats of 40-50 g/m² each (1 litre is sufficient for 20-25 m² per coat)
- allergy-friendly (ECARF-certified), DIBt-certified, cobalt-/oxime-free, safety of toys DIN EN 71-3, DIN 53160 (resistant to saliva and perspiration)

Step by step:



1. The surface must be finely sanded, clean, dry, and free of grease and dust (Final sanding for floors: grit 100-150, for furniture: grit 180-240).



2. Shake the container well. Working in sections, pour the oil for 5-10 sqm (40-50 g / sqm depending on type of wood) on the surface and spread thinly and evenly with a flat brush, microfibre roller or whitewash brush.



3. a) For the basic treatment of floors/stairs: After a drying time of 30-45 mins. buff it in by hand or a single-disc/buffing or rotary floor machine equipped with a white pad until the surface appears uniformly matt. After 6-8 hours, repeat the application as described above.

b) For the basic treatment of furniture/table tops: In general, 1 coat is sufficient. It is not necessary to buff it in using a pad. Remove any excess oil with a cotton cloth after max. 10 minutes.



4. Depending on the air humidity and temperature, the oiled surface will be dust dry after 1-2 hours and fully wear-resistant after 2-3 days. Protect it from water during this time.

Coloures: Nature (Colourless)

Packaging: 30, 3, 1 litre(s)

Note: Cloths, pads or wood dust soaked with oil can spontaneously ignite due to heat build-up, therefore please clean immediately after use or store under water.

TDS-QR-Code



AWT-Video



AWT-Video





OLI-NATURA Projektöl (Project Oil)

Deep-acting oil for basic treatment and care of floors, stairs, doors and furniture surfaces made of wood, cork and OSB. For interior in uncoloured or coloured.

- Universal-oil - it is based on linseed oil with a solid content of 60%
- No film formation - it is drawn deeply into the wood and protects it reliably from the inside
- Durable, dirt- and water-repellent - easy to maintain and easy to repair
- A warm emphasising of the natural colour of the wood
- In nature (colourless) or coloured (intermixable)
- Easy-to-use formula - makes it very easy to roll, brush, and spray
- Efficient: 1-2 coats of 40-50 g/m² each (1 litre is sufficient for 20-25 m² per coat)
- DIBt-certified, cobalt-/oxime-free, safety of toys DIN EN 71-3, DIN 53160 (resistant to saliva and perspiration)



Step by step:



1. The surface must be finely sanded, clean, dry, and free of grease and dust (Final sanding for floors: grit 100-150, for furniture: grit 180-240).



2. Shake the container well. Working in sections, pour the oil for 5-10 sqm (40-50 g / sqm depending on type of wood) on the surface and spread thinly and evenly with a flat brush, mohair roller or whitewash brush.



3. After a drying time of 20-30 minutes buff it in by hand or a single-disc/buffing or rotary floor machine with a white pad until the surface appears uniformly matt. Remove excess oil with a cotton cloth, or a squeegee from larger areas.



4. After a drying time of 4 to 6 hours, do a final polishing with a cotton cloth or a rotary machine with a white pad.

5. Depending on the air humidity and temperature, the oiled surface will be dust dry after 1-2 hours and fully wear-resistant after 2-3 days. Protect it from water during this time.

Coloures: Nature (uncoloured), Smoky, Alaska grey, Glacier grey, Lime white, Teak, Walnut, Wenge

Packaging: 30, 3, 1 litre(s)

Note: Cloths, pads or wood dust soaked with oil can spontaneously ignite due to heat build-up, therefore please clean immediately after use or store under water.

TDS-QR-Code



AWT-Video





OLI-NATURA Leinöl-Firnis (Boiled Linseed Oil)

A biological surface protector made of pure linseed oil with 0.4% dry substance for the protection of indoor and outdoor wood.

- 100% solvent-free, traditional surface protection from pure cold-pressed linseed oil
- Applicable on virtually all wood types - indoor and outdoor
- The surface is breathable, provides good protection against water and is easy to re-work.
- For furniture, doors, worktops, wall coverings, Children's toys, beams, fences etc. - for cotta tiles and cork surfaces also
- Gives light wood a warm honey tone
- 1-2 coats of 60-80 g/m² each (1 litre is sufficient for 12-17 m² per coat)
- Safety of toys DIN EN 71-3, DIN 53160 (resistant to saliva and perspiration)

Step by step:



1. The surface must clean, dry, and free of grease and dust.
2. Shake the container well. Apply the oil evenly with a paintbrush/brush/cotton cloth along the grain of the wood. Remove any excess oil with a cotton cloth after 30 minutes. The surface should appear evenly matt.



3. After sufficient drying time of 16-24 hours, a second layer can be applied as described, if required.



4. Depending on the air humidity and temperature, the oiled surface will be dust dry after 1-2 hours and fully wear-resistant after 21 days. Handle with care during this time.

Note: Excess oil, which has not been absorbed completely by the wood, will show up after 30 minutes after contact as a wet-shiny area. If the excess oil is not removed, these areas will take a considerable amount of time to dry, they will remain sticky for a long time and may produce differences in gloss.

Coloures: Nature (uncoloured)

Packaging: 1 litre

Note: Cloths, pads or wood dust soaked with oil can spontaneously ignite due to heat build-up, therefore please clean immediately after use or store under water.

TDS-QR-Code





OLI-NATURA HS Hartwachsöl (HS Hard Wax Oil)

High-solid hard wax oil for the professional basic treatment of high-traffic floorboards, parquet, wood and cork floors. For interior in uncoloured.

- Combination of oil and wax with a high-solid content of almost 100%
- Protects the wood from the inside, forming an open-pored, durable, water-repellent and silk-mat waxfilm on the surface
- Enhances the grain and the natural colour of the wood
- Ideal for large surfaces: 60-90 minutes until to buff
- Processing with single-disc/buffing or rotary floor machine recommended
- Very efficient: 1 coats with 20-40 g/m² (1 litre is sufficient for 25-50 m²)
- DIBt-certified, cobalt-/oxime-free, safety of toys DIN EN 71-3, DIN 53160 (resistant to saliva and perspiration) Processing with single disc recommended



Step by step:



1. The surface must be finely sanded, clean, dry, and free of grease and dust (Final sanding for floors: grit 100-150, for furniture: grit 180-240).



2. Shake the container well. Working in sections, pour the oil for 5-10 sqm (20-40 g/sqm depending on type of wood) on the surface and spread thinly and evenly with a flat brush, microfibre roller or white-wash brush.



3. After a drying time of 60-90 minutes buff it in by hand or a single-disc/rotary floor machine equipped with a white pad until the surface appears uniformly matt. Tip: A final polishing with a buffing-machine equipped with a felt pad further densifies the surface and enhances its look.



4. Depending on the air humidity and temperature, the oiled surface will be dust dry after 1-2 hours and fully wear-resistant after 2-3 days. Protect it from water during this time.


Coloures: Nature (uncoloured)

Packaging: 3, 1 litre(s)

Note: Cloths, pads or wood dust soaked with oil can spontaneously ignite due to heat build-up, therefore please clean immediately after use or store under water.

TDS-QR-Code





OLI-NATURA HS Profiöl (HS Professional Oil)

High-solid-oil for the professional basic treatment of high-traffic floorboards, parquet, wood and cork floors. For interior in uncoloured or coloured.

- Natural oil based on linseed oil, with a high solids content of almost 100%
- It hardens in the wood, therefore creating a highly resistant, dirt- and water-repellent natural oil surface
- Breathable, antistatic, easy to maintain and easy to repair
- Emphasising of the natural colour of the wood, natural feel and ultra matt finish - uncoloured or coloured
- Processing with single-disc/buffing or rotary floor machine recommended
- Very efficient: 1 coats of 20-40 g/m² (1 litre is sufficient for 25-50 m²)
- DIBt-certified, cobalt-/oxime-free, safety of toys DIN EN 71-3, DIN 53160 (resistant to saliva and perspiration)

Step by step:



1. The surface must be finely sanded, clean, dry, and free of grease and dust (Final sanding for floors: grit 100-150, for furniture: grit 180-240).



2. Shake the container well. Working in sections, pour the oil for 5-10 sqm (20-40 g / sqm depending on type of wood) on the surface and spread thinly and evenly with a mohair roller, brush or spatula.



3. After a drying time of 20-30 minutes buff it in by a single-disc/rotary floor machine equipped with a green pad until the surface appears uniformly matt. After a drying time of 4 to 6 hours, do a final polishing with a cotton cloth or a buffing machine equipped with a white pad.



4. Depending on the air humidity and temperature, the oiled surface will be dust dry after 1-2 hours and fully wear-resistant after 2-3 days. Protect it from water during this time.

Coloures: 1 Nature (uncoloured), 2 Basalt, 3 Tobacco, 4 Barrique 4 Smoky, 5 Alaska grey, 6 Glacier grey, 7 Lime white, 8 Polar white, 9 Teak, 10 Walnut, 11 Wenge

Packaging: 3, 1 litre(s)

Note: Cloths, pads or wood dust soaked with oil can spontaneously ignite due to heat build-up, therefore please clean immediately after use or store under water.

TDS-QR-Code



AWT-Video





DRYING ACCELERATOR

„WHEN carrying out basic treatment on wooden floors or stairs in schools, meeting halls or hotels, there is often an emphasis on speed, so that the loss of use is kept low as possible“, said managing director Götz Schubert of Oli Lacke GmbH. „Therefore, we offer an optional hardener for the heavy-duty high-solid oils & waxes, which significantly shortens the hardening time and increases the chemical resistance once again.“ The surface treated in this way is completely hardened within one day. The expert can mix the OLI-NATURA HS Hardener with the OLI-NATURA HS Hard Wax Oil or OLI-NATURA HS Professional Oil in the ratio 10:1 shortly before use. The surface treated in this way is fully resilient again within 24 hours with optimum humidity and room temperature. Therefore, even with a single coat, it is possible to achieve an excellent level of resistance to the accumulation of dirt and aggressive liquids. Moreover, the two high-solid oils meet the highest standards of efficiency with a yield of up to 50 m²/l. The transparent OLI-NATURA HS Hard Wax Oil gives the wood a natural and colour-enhancing appearance. The OLI-NATURA HS Professional Oils are offered both in natural and in transparent colours. The colour palette ranges from black through various shades of grey to polar white.

OLI-NATURA HS Hardener

High-Solid Hardener component for OLI-NATURA HS Hardwax Oil and OLI-NATURA HS Professionals Oil to accelerate hardening and increase the resistance to chemicals.

- Hardener additive for OLI-NATURA HS Hard Wax Oil and OLI-NATURA HS Professional Oil
- Solvent-free
- To be processed in the mixing ratio of 10:1
- To accelerate the hardening to 24 hours
- To increase the chemical resistance
- For profis only
- Packaging: 100 ml

Note: Please observe the processing instructions in the technical data sheet.





NATURALLY LOW-MAINTENANCE

OILED and hard wax oil-treated wood furniture, stairs and parquet flooring bring a sense of naturalness to the apartment, and are resistant and non-sensitive. You will need to take just a few maintenance measures to keep the surface in a fine condition permanently. Dust, for example, can be easily wiped off with a dry, or possibly moist, cloth. Never use a wet cloth. Parquet floors, in contrast, should be vacuumed or swept daily, as sand and dust can cause small scratches.

FAST CLEANING: Normal dirt can be removed very quickly with the milder „OLI-NATURA Wood Soap.“ It is designed for regular damp cleaning of hard wax oil-treated and oiled wooden surfaces, and ensures rapid cleaning and moisturising. Simply add wood soap to water (25 ml to 5 litres), wipe and dry the surface - done. To remove stubborn dirt stains, treat with pure soap, then rinse with water. Conventional household cleaners should never be used because they dry out the wood and can damage the surface protection. In addition, a level of humidity which is too high should generally be avoided.

FOR LOVE OF THE WOOD: From time to time the oiled or waxed wood should be refreshed and maintained. This will renew the protective effect and buff out slight scratches. Surfaces which have already been treated with hard wax should be treated at regular intervals with „OLI-NATURA Wood Care Wax“. Oiled wood, however, should be refreshed with „OLI-NATURA Wood Care Oil“. For small pieces of furniture, use a little cleaning fluid on a lint-free cotton cloth and wipe over the surface which needs to be maintained. Use the wood care oil sparingly on a white pad for the rejuvenation of wooden stairs, then spread this over the surface and remove the excess after a few minutes with a cloth. To maintain parquet flooring and floorboards, wood care oil can be applied thinly and evenly with a spray, and polished either by hand or by single disc machine after a short amount of contact time, using a white pad. After such treatment, the wood becomes anti-static and therefore attracts little dust. Moreover, oiled or waxed surfaces can be re-worked easily, which is not possible with coated surfaces. The area concerned can easily be partially sanded and oiled.



OLI-NATURA Holzseife (Wood Soap)

Gentle wood soap for all indoor oiled and hard waxed oiled wood surfaces. It has a pleasant fragrance and ensures quick cleaning and moisturising, without drying out the wood surface.

- Gentle wood soap for all indoor oiled and hard waxed oiled wood surfaces. It has a pleasant fragrance and ensures quick cleaning and moisturising, without the wood surface drying out.
- Concentrated Wood soap (50 ml soap to 10 l water) - 1 l is enough for 15-30 m²
- For stubborn stains, treat the surface with undiluted Wood soap
- Contains no wax and does not form a film
- **Packaging:** 1 litre(s)

Step by step

- Remove coarse dirt by sweeping or vacuuming.
- Shake well before use.
- Approximately 50 ml Wood soap to 10 liters of clear water.
- Wipe the surface with a well wrung out mop, sponge or cloth.

Note: For the removal of spots or other sticking dirt, treat the surface with undiluted Wood soap and then remove the dirt residues with a wrung out cloth. Do not leave stairs and hard-wood flooring damp or wet for longer periods of time.



AWT-Video





OLI-NATURA Holzpflegewachs (Wood Care Wax)

For refreshing and maintenance of all natural indoor hardwax oil treated wood surfaces. In uncoloured.

- Wood care wax with carnauba wax for maintenance and refreshment of all hard wax oil-treated wood and cork floors, stairs and furniture surfaces
- Forming an easily maintained film and compensates for slight damage
- Easy to apply with a cotton cloth, a white pad or spray
- Efficient: 1 litre is sufficient for 50-100 sqm
- For a healthy room climate, without preservatives or fragrances, suitable for use on toys
- **Coloures:** Nature (uncoloured) / **Packaging:** 1 litre

Step by step:



1. The surface must be clean, dry, and free of dust. For regular mopping and removing stubborn stains, use OLI-NATURA Wood Soap.



2. Shake container well before use. Give wood care wax on a white pad or cotton cloth and buff it into the surface (10-20 g/m²). Remove excess oil with a dry cotton cloth after a maximum of 10 minutes.



3. For large surfaces, apply evenly with a sprayer or a waxing mop. After 10 minutes polish it in by hand with a white or use a single-disc machine.



4. Allow the surface to dry for at least 12 hours. Do not use a wet mop on it for the first few days.

Note: Cloths, pads or wood dust soaked with oil can spontaneously ignite due to heat build-up, therefore please clean immediately after use or store under water.



OLI-NATURA Holzpflegeöl (Wood Care Oil)

For refreshing and maintenance of all natural and white indoor oil treated wood surfaces. In uncoloured and white.

- Care oil based on linseed oil, to maintain and refresh all open-pored oiled wood and cork floors, stairs and furniture surfaces
- Cares and regenerates, gives attacked oiled surfaces depth again prolongs the lifetime of wood
- Enhances the grain and the natural colour of the wood
- Efficient: 1 litre is sufficient for 50-100 sqm
- For a healthy room climate, without preservatives or fragrances, suitable for use on toys
- **Coloures:** Nature (uncoloured), White / **Packaging:** 1 litre

Step by step:



1. The surface must be clean, dry, and free of dust. For regular mopping and removing stubborn stains, use OLI-NATURA Wood Soap.



2. Shake container well before use. Give wood care oil on a white pad or cotton cloth and buff it into the surface (10-20 g/m²). Remove excess oil with a dry cotton cloth after a maximum of 10 minutes.



3. For large surfaces, apply evenly with a sprayer or a waxing mop. After 10 minutes polish it in by hand with a white or use a single-disc machine.



4. Allow the surface to dry for at least 12 hours. Do not use a wet mop on it for the first few days.

Note: Cloths, pads or wood dust soaked with oil can spontaneously ignite due to heat build-up, therefore please clean immediately after use or store under water.





OLI-NATURA Yacht- & Teaköl (Yacht & Teak Oil)

Weather-proof hardwood oil with uv protection for the basic treatment and care of yacht decks, terraces, and garden furniture.

- 1 litre of natural wood oil for easy application for 12-25 m² wood surface area (varies based on wood)
- Weather-resistant and water-repellent
- The oil draws deep into the wood and protects it effectively against UV rays, weathering, embrittlement and greying/fading
- Can be used on hardwood, exotic wood (including bankirai, teak, eucalyptus or robinia), and pressure impregnated softwood
- Particularly suitable for patios, pool surrounds, garden furniture and yacht decks
- Without biozide - Therefore also suitable for interior use, cobalt-/oxime-free, safety of toys DIN EN 71-3, DIN 53160 (resistant to saliva and perspiration)

Step by step:



1. The wood must be clean, dry and free of grease. For the treatment of weathered wood, we recommend an initial cleaning with OLI-NATURA Outdoor Cleaner. If necessary, sand down fibres sticking out or rough areas with fine sand paper (grit size 220).



2. Shake the container well. Working in sections, pour the oil for 5-10 sqm (40-80 g/sqm depending on type of wood) on the surface and spread thinly and evenly with a flat brush, mohair roller or whitewash brush in the direction of the wood grain.



3. After a drying time of 20-30 minutes buff it in by hand with a white pad or remove any excess oil with a cotton cloth until the surface appears uniformly matt.

4. In case of heavily weathered and highly absorbent wood, repeat the application

5. Depending on the air humidity and temperature, the oiled surface will be dust dry after 1-2 hours and fully wear-resistant after 2-3 days. Protect it from water during this time.

Note: Do not apply in damp weather or in direct sunlight.

Coloures: Nature (uncoloured), Teak

Packaging: 3, 1 litre(s)

Note: Cloths, pads or wood dust soaked with oil can spontaneously ignite due to heat build-up, therefore please clean immediately after use or store under water.


TDS-QR-Code



OLI-NATURA Holzaußenreiniger (Outdoor Cleaner)

For the intensive basic cleaning of yacht decks, terraces and garden furniture.

- Applicable for untreated or oiled wood such as garden furniture, yacht decks or terraces
- Cleans thoroughly, quickly, gently weathered wood surfaces
- Removes green cover
- Low odor
- Packaging: 1 litre(s)



step by step

- Remove coarse dirt by sweeping, vacuuming or brushing off.
- Dilute the outdoor cleaner with warm water at a ratio of 1 to 4 and spread it generously on the wood with a nylon brush or Scotch-Brite™ sponge.
- After a drying time of 20 minutes, remove dirt and green growth with a nylon brush or Scotch-Brite™ sponge. Repeat the treatment in case of heavily weathered wood.
- Rinse the surface profusely with water and allow it to dry completely. Since the wood is slightly exhausted after the treatment, you should sand down fibres sticking out and rough areas with fine sand paper (grit size 220)



WEATHER PROTECTION

Yacht decks patios and wooden garden furniture look beautiful. In order that they remain beautiful, surface protective treatment is important. Here, the amount of maintenance needed depends significantly on the type of wood. In particular, hardwoods such as teak are naturally very resistant and need very little protection. However, the weather causes the wood to adapt a silver grey colour over time. Not everyone likes the natural patina. If you wish to avoid this discolouration, you can refresh the natural colour of the wood regularly.

Treat terraces and garden furniture naturally with oil

A highly effective variant to protect the wood against sun, rain and greying, is the „OLI-NATURA Yacht & Teak Oil.“ Equipped with UV protection, it lends a weatherproof surface to terraces, pool surroundings, boat decks and garden furniture made of hard and exotic woods and pressure treated softwood. The oxidative drying oil, based on linseed oil, penetrates deep into the wood and fills the capillaries. This makes it very water resistance. The wood remains porous and diffusion permeable. Absorbed

humidity can therefore be re-emitted. In addition to the clear variant „Natural“, the pigmented variant „Teak“ is available for colouring and colour preservation of the wood. Both oils are free of biocides and therefore also suitable for wood indoors.

Regular refreshing prevents greying

Oiled wood also turns grey over time. If you wish to avoid this discolouration for reasons of appearance, you should refresh the natural colour of the wood regularly. In order to this, before coating with oil, the surface should be cleaned with water and „OLI-NATURA Wood Outdoor Cleaner“, which is scrubbed with a nylon brush in the direction of the grain, depending on the degree of dirt and contamination. With garden furniture, it is advisable to briefly smooth the roughened wood fibres with fine sandpaper once again. After rinsing and drying, apply one or two coats of „OLI-NATURA Yacht & Teak Oil“ with an oil brush, roller or cotton cloth. Depending on the temperature, it will be dust-dry after 1-2 hours and fully hardened after 2-3 days. Subsequent oiling can be done without sanding.


PERFECT IMPER FECTION

For ISTVÁN TUKACS and GYÖRGY ÁCS, wood is not only a construction material, but a way of life. The two owners of the Hungarian furniture manufacturer „STOKI“ build distinctive furniture with traditional methods, using wood from local fruit trees and hard deciduous trees.

„WOOD has always been a symbol of quality and elegance in furniture manufacturing. Only nowadays, fewer professionals process the natural material by hand, meaning that wooden furniture manufactured using traditional methods has become something of a curiosity”, say István Tukacs and György Ács. „Wood is a living material. Even after being processed, it does not stop breathing, moving, or changing - whether it is in furniture, in the ground or in a wooden house.” „Our profession and respect for the natural wood product demand that the piece of furniture made by us is worthy of the raw material“, remarks István Tukacs. Therefore, it is important to the two wood engineers to preserve the characteristics of the wood and to treat it using natural means. Therefore, the design furniture is protected exclusively using the high-quality oils and waxes of OLI-NATURA, which highlight the natural grain, colour and beauty of the wood.

The young entrepreneurs learned the wood craft from scratch and gained professional experience in Germany and abroad. In 2012, they founded the furniture manufactory „STOKI“, to create something of their own. István György and Ács Tukacs work predominantly with local fruit and hard deciduous trees, which must in no way be „perfect“. „In mass production, all naturally occurring changes in the wood are viewed as defects which increase the cost of processing and restrict availability. Such defects include, for example, columns, nodes, various discolourations and deformities”, says István Tukacs. „We, however, look out for such „defects“ especially. Such deformities and nature-inspired colour patches make a table top or dresser particularly unique, and the production of a duplicate is simply impossible,“ says György Ács and adds: „The changes in the wood do often make our job more difficult, because the material is more difficult to saw and slice. But in the end the result always makes up for the extra work.“

www.stoki.hu





© Stoki



© Stoki



© Stoki



© Stoki





BOARDS THAT MAKE A ROOM

The name EDELHOLZ stands for first-class, solid wood boards that are primarily used in high-end interior design. These high quality floors grace sophisticated lofts, villas, hotels and private hospitals around the globe. Each board is produced from a single piece of wood and finished with valuable natural oils from OLI-NATURA.

HARDLY any other wooden floor represents authenticity, aesthetics and value in the same way as solid wood boards. They are an investment for decades to come and combine tradition and modernity in a stunningly beautiful fashion. The outstanding quality of a prime wood board comes from the materials used and the expert workmanship. This means that the country-style floorboards are produced from a single piece of top quality raw wood and cut manually by our own specially trained staff. The wood is then dried in an elaborate process and finished with high quality, natural oils to create a flawless finish.

Elegant, premium quality, natural oil boards

For many years we have coated our exclusive solid wood boards with valuable natural oils from OLI-NATURA - either clear or coloured, depending on the product line. Due to almost 100% full solid content these naturally derived oils, which dry by oxidation, ensure that surfaces are extremely hard-wearing and are water and dirt-repellent. This produces very elegant natural oil finishes, which can be packed non-aligned immediately after application with a roller. The oiled wood retains its natural character and has an attractive and elegant dull matt finish which is almost impossible to resist touching.

www.edelholz.hu



OLI-NATURA Antique

Reactive ageing agents for the environmentally friendly treatment of oakwood indoors.

- Environmentally friendly aging material for oak
- For leached, smoked or black smoked effects
- For roller application machines, spraying and spraying processes
- Finish treatment with OLI NATURA Oils or OLI-AQUA water lacquers

OLI-NATURA Antique has been developed as an easy to apply, odourless, ecological and harmless alternative to traditional lyes and oak-smoking. The mode of action is based on a reaction with the tannin components of oak. It can be applied using a roller coater or by spraying. Using OLI-NATURA Antique, leached, smoked or black smoke effects can be achieved. A finishing treatment with OLI NATURA Oils or OLI-AQUA Water-based Paints is essential. To reinforce the popular „white wash“ or „black wash“ effect, we recommend a follow-up treatment with our white and grey OLI-NATURA oils.

Colours: (1) bleached
(2) smoked,
(3) black smoked

Packaging: 5 litre





OLI-NATURA Vintage

Sprayable dispersion for coloured treatment of furniture components or floorboards, which have become worn out or aged.

- A sprayable dispersion for the colored treatment of furniture parts or floorboards
- For soft and hardwood for a fashionable vintage look
- High covering power, fast drying
- Simple and fast processing
- Finish treatment with OLI-NATURA oils & waxes or OLI-AQUA water lacquers

This look, which is known as „vintage“ or „shabby-chic“ is achieved through single or multi-colored paint layers which have different intensities. OLI-NATURA Vintage is available in all RAL colours, dries extremely quickly and is very easy to sand down. Depending on the desired effect, the coating can be applied to soft or hard wood using different brushes. A final treatment is mandatory in order to protect the surface. OLI-NATURA oils or hard wax oils are used for this purpose. It is also possible to apply a finishing treatment with OLI-AQUA Water-based Paint.

Colours: RAL, Sikkens, NCS,
custom-made colours





OLI-NATURA OXI-OIL





© Axel Wirth

NATUREpur

The OLI-NATURA OXI oils are naturally and oxidative hardening full-solid-oils with a high content of vegetable oils. They are specifically designed for the industrial application in the furniture, stairs and parquet industry and gives natural oil finishes with a fantastic optic and haptic.



„OLI-NATURA OXI Oils“ are oxidatively hardening and extremely quick-drying fully solid natural oils for industrial wood coating on rolling mills. This allows naturally oiled wood surfaces to be produced in premium quality in small quantities or in series production. „OLI-NATURA OXI-Oils“ are made from natural and renewable raw materials with a high solids content of almost 100% non-volatile matter. This produces very elegant natural oil finishes, with only one coat necessary, which can be packed non-aligned immediately after application with a roller.

NATURAL DEEP PROTECTIVE EFFECT

The natural oil, with valuable linseed oil, penetrates deep into the wood and protects it perfectly against liquids and household chemicals. The surface remains porous and breathable and looks as it feels: natural! The very uniform dull matt finish and the warm velvety feel emphasise the high value of the natural oil finish. The „OLI-NATURA OXI-Oils“ do not tend to be glossy, and therefore stand out from many other natural oils. In addition, the floor can be used immediately after coating. The surface is easy to clean and anti-static, therefore attracting little dust. Minor repairs and a refreshment of the floor can be done by the end user themselves, without any problems. For surface maintenance, all common dispersion care products and oils are suitable.

ONLY ONE ROLL COATING

The main processing strength lies - in addition to the one-coat technology - in the high drying speed, which allows non-aligned packaging immediately after roller application. All „OLI-NATURA OXI-Oils“ are equipped with a high UV protection and are available in clear and coloured. Just one application produces an exceptionally durable and very elegant premium quality surface.

AT A GLANCE

- Oxidative hardening natural oil with full solids of nearly 100%
- Thoroughly natural in appearance and feeling
- Protection from the inside due to deeply impregnating natural oils
- Durable, dirt and water repellent
- Low maintenance requirements, easy to repair
- Extremely economical to use - just one roll coating
- Batched and packaged ready after distribution
- Cobalt/oximes-free, complies with DIN EN 71-3, suitable for use on toys



» The natural oil is absorbed into the pores and protects the wood from the inside. The surface is porous, breathable and easy to repair.

OLI NATURA NATEC





© Robert Bürkle GmbH

DUALcure

NATEC is a modern hybrid of oxidative drying natural oils and UV-curing binders. It combines the strengths of two variants: The immediate UV hardening with the deep protection and appearance of a natural oil. That makes NATEC an efficient surface protection for UV-rolling mills in the parquet, door and furniture industry.

„OLI-NATURA NATEC“ is an innovative and VOC-free hybrid system which combines two drying mechanisms: the immediate UV hardening and oxidative drying, in which an interlinking with atmospheric oxygen takes place. Thanks to the DUALcure technology, the surface durability which UV oil provides is supplemented by the in-depth protection of a natural oil. The material therefore hardens even in shaded areas or inside the wood, where no UV rays can penetrate. This results in an excellent level of chemical resistance.

LOOKS JUST LIKE A NATURAL OILED SURFACE

„OLI-NATURA NATEC“ can be processed on all standard UV production lines, vacuum-packed to avoid marking, stacked into batches and packed directly. In terms of their look and feel the surfaces appear as if naturally oiled: silky-soft to the touch and with the popular matt surface (4-6 units/60°). In addition, wood surfaces finished with „OLI NATURE NATEC“ are breathable and extremely easy to maintain and repair. Carefully matched colour concentrates permit a variety of colour finishes.

UV HARDENING WITH FAST DRYING

„OLI-NATURA NATEC“ can be used on all common UV coating rolling mills. Belt speeds of up to 20 m/minute are feasible in this case. Usually approx. 13-15 g/m² of „OLI-NATURA NATEC“ is applied in a single application using rubber rolls with 40-50 ° ShA . Ideally, the application is followed by a brush unit for optimal wetting of the chamfer and in particular of structured wood. Afterwards the UV hardening is done with one to three mercury-endowed lamps at 80 w/cm², depending on belt speed. The surfaces can be stacked in batches vacuum-packed to avoid pressure marks.

AT A GLANCE

- One-component hybrid of natural oil and UV-oil
- Looks and feels like natural oil surfaces
- Oxidative and UV hardening dual-cure system
- Protection using a hybrid technology in which the UV acrylate forms a film on the surface and the oil impregnates the wood
- Durable, and less sensitive to scratches and stains than natural oiled surfaces
- Easy to clean, easy to repair
- Line processing in 1 or 2 rolling applications, „wet on wet“ at line speeds of up to 20 m/min
- After UV hardening, it can be batched and vacuum-packed to avoid pressure marks



» While the natural oil penetrates in the wood, the UV oil hardens on the surface and forms an invisible natural matt layer.

OLI NATURA UV-OIL





© Robert Bürkle GmbH

NATURmatt

This UV hardening finish oil creates highly durable surfaces with an amazing natural oil appearance. It is based on unsaturated acrylate resins and is designed for UV-rolling mills in the parquet, door and furniture industry.

„OLI-NATURA UV oils“ are modern 100%-systems which proportionally contain natural oil and modified acrylate oligomers. It is characteristic of this class of raw materials that, unlike when using conventional UV acrylates, surfaces which are very close to natural oil are achieved. This applies to the distinctive warm wood colour typical of oil, and also to the „feel“. The wood does not simply feel like dull-matt varnish, but rather pleasantly warm, soft and velvety. A sign of this is that the pores remain open, therefore the wood can breathe and it retains its natural properties.

EXTREMELY ROBUST

Simultaneously, the „OLI-NATURA UV Oils“ are also complete UV oils with all their advantages in terms of process speed in production and general suitability for everyday use by the customer. Compared to purely oxidative oiled surfaces, the level of chemical resistance is significantly higher, and even above that of the „OLI-NATURA NATEC“ hybrid system due to the high degree of interlinking.

NATURAL MATT ELEGANCE

The „OLI-NATURA UV oils“ are matt at variable levels, show an absolutely uniform gloss development and can be applied on all common UV-rolling mills. The production of dull matt (low matte surface) is possible with 4-6 units/60°. Multilayered processing is carried out on raw wood or a highly resistant top oil with „OLI-NATURA NATEC“ pretreated surfaces. The surfaces can be stacked in batches and vacuum-packed to avoid pressure marks.

AT A GLANCE

- UV Hardening Finish Oil
- Visually almost identical to natural oil finishes
- Surface protection with a UV-interlinked, durable acrylic film
- Chemical and mechanical resistance as with impervious surfaces
- Easy care and maintenance
- Line processing in 1 or more rolling coats with intermediate hardening at line speeds of up to 20 m/min
- After UV hardening, it can be batched and vacuum-packed to avoid pressure marks
- Gloss adjustable - Low matt surface: 4-6 units/60° possible



» The UV oil forms a mechanical protective film on the surface.



» No WOOD needs more OIL!



NATURAL. ROBUST. BEAUTIFUL.

At OLI-NATURA, we pay high regard to the use of high quality and natural raw materials such as linseed oil or carnauba wax. Therefore, our oils & waxes ensure robust, water- and dirt-repellent surfaces and, at the same time, bring a beautiful look and feel to the wood. www.oli-lacke.de

