

OLI-AQUA SPORTcolor 2K Linierungsfarbe

2c Line marking paint



Product description

Two-component colour lacquer system, dilutable with water for the marking of playing fields on sports parquet floors and in multi-purpose halls with parquet floors.

Properties

- opaque, brilliant colours
- easy application by brush or water pile roller
- good levelling
- high abrasion resistance
- excellent bonding
- Giscode W3/DD+

Areas of application

Line marking of playing fields on sports and parquet floors that are to be sealed with OLI-AQUA SPORT 2c Parquet sealer 51.10.

Ordering information

Colours	Yellow	440 206 06
	Red	440 203 07
	Blue	440 202 00
	Green	440 205 18
	Orange	440 201 04
	White	440 204 03
	Black	440 200 08
Container sizes	1 ltr	
Curing agent	13.2 ratio 10:1	420 906 00

Binder

Polyurethane dispersion

Shelf-life/Storage

6 months in the factory sealed containers. Storage and transport temperatures are not to exceed +30°C or to fall below +5°C. OLI-AQUA Härter 13.2 curing agent can be kept 3 months in the factory sealed container.

Labelling

For labelling details and safety instructions, please refer to our safety datasheet at www.oli-lacke.de.

Annotations/Instructions for use

- Mix OLI-AQUA SPORTcolor 2c Line marking paint immediately before use at a ratio of 10:1 with OLI-AQUA Härter 13.2 curing agent. Leave for 10 minutes before continuing. Pot life is 2 hours. Do not pour back surplus material.
- Application by roller or brush.
- Coverage is approx. 100/120 running metres/ltr.
- Do not seal at floor temperatures below +15°C.
- Delineate the lines to be painted with Scotch Plastic Tape 3M 471 or any other suitable adhesive tape. The tape must stick tightly in order to prevent the paint from spreading under it. Remove the tape after a drying time of 20 minutes. In general, one coat is sufficient; if you use a light colour, you may apply a second coat after 30 minutes.
- Note! The period between the sanding of the first lacquer coat and the overcoating (period of the line marking) should not exceed 24 hours. If, however, you cannot keep these times for technological reasons, the line marking paint has to be applied on the third coat.


Pretreatment

Gradual intermediate sanding with grit sizes 100/120. The surface must be dry, thoroughly cleaned and free of oil, wax, grease, silicon and sanding dust.

Application


Line marking under the topcoat

1 Priming


 OLI-AQUA Primer 15.81, approx. 100 g/sqm

 approx. 2-3 hrs


2 Sealing (1. coat)


 OLI-AQUA SPORT + OLI-AQUA Härter 13.2 curing agent, approx. 100-130 g/sqm

 approx. 5-6 hrs


 sanding, grit size 100-120


3 Line marking

 OLI-AQUA SPORTcolor 2c Line marking paint + OLI-AQUA Härter 13.2 curing agent

 Remove adhesive tape after approx. 20 min.;
Drying: approx. 6- max. 24 hrs

4 Sealing (2. coat)


 OLI-AQUA SPORT + OLI-AQUA Härter 13.2 curing agent, approx. 130 g/sqm

 approx. 5-6 hrs

Final hardness after 8-10 days!

Line marking on the topcoat

1 Priming


 OLI-AQUA Primer 15.81, approx. 100 g/sqm

 approx. 2-3 hrs


2 Sealing (1. coat)

 OLI-AQUA SPORT + OLI-AQUA Härter 13.2 curing agent, approx. 100-130 g/sqm

 approx. 5-6 hrs


 sanding, grit size 100-120


3 Sealing (2. coat)

 OLI-AQUA SPORT + OLI-AQUA Härter 13.2 curing agent, approx. 130 g/sqm

 approx. 5-6 hrs

4 Line marking

 OLI-AQUA SPORTcolor 2c Line marking paint + OLI-AQUA Härter 13.2 curing agent

 Remove adhesive tape after approx. 20 min.;
Drying: approx. 5-6 hrs

Final hardness after 8-10 days!

Drying

Figures above refer to normal conditions of 20°C and 50% relative humidity.

Care

For maintenance cleaning and care we recommend the use of our high-quality OLI-AQUA parquet care series (CARE, POLISH, POLISHsport, CLEAN).